

MARCH 2024, ISSUE 381

Woodchat

Tauranga Woodcrafters' Guild Monthly E-Newsletter



Member of the National Association of Woodworkers NZ



Slimline pen
Trevor Martin

President's Report



I hope everyone is keeping well. To all those members who are unwell, or recovering from illness, our thoughts are with you and we all wish you a speedy recovery.

Our sponsors



Lottery Grants Board
FUNDS FOR YOUR COMMUNITY



Lease Renewal

In response to community feedback the Commissioners have decided to reduce their proposed increase in fees. The fees increase from \$2/m² to \$3/m² (building is 200m²) rather than the original proposal of \$6/m².



I have formally requested the renewal of our lease after discussions with Emma Stewart from TCC. She said that she did not expect any issues and that the current lease allows for rollover for another 10 years.



Annual General Meeting

The AGM will be held at 1:30pm on Saturday May 18th. We will be calling for nominations of members to stand on the committee. Nomination forms will be posted in the workshop.



TOLO Christmas sales 2024

Big reminder to everyone again about the Committee's plan to offer members the opportunity to sell their work in The Old Library (TOLO), Omokoroa for the month of November 2024. If you're interested, get making woodcrafting items, especially things to attract the Christmas shoppers.



Workshop Maintenance

The Jet bandsaw's blade guides are out of alignment. DO NOT use this saw until the guides are realigned.

- **Bandsaw blade damage again**


The Scheppach bandsaw has another badly worn blade and damage to the top wheel guard where the blade has been pushed against and was cutting into the steel of the guard. Surely the member who damaged the wheelguard and blade was aware and could have stopped?



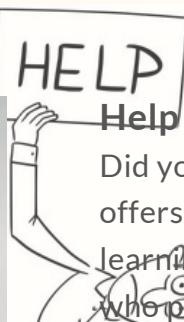

- There is a new CDN diamond wheel on the grinder.



MISSING



Please put tools back
in right place



Help with computer, phone etc


Did you know that the Tauranga Library offers a range of **FREE** support digital learning services? They have a small team who provide 20 minutes of free 1:1 digital help to sort out your phone, computer or tablets. They are happy to go to Retirement Villages.. Click this [link](#) or call Skye 07 5777177.



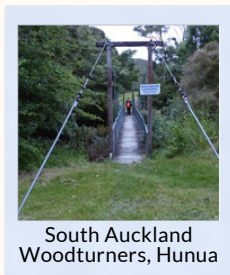
Open Workshop Update

Hob Thompson is currently unwell. Our Tuesday evening Open Workshop meetings are stopped until further notice. Numbers attending have been declining. It is possible that we will decide to discontinue the Saturdays at the AGM.

WHAT'S ON




NAW Expo
Burnside, Christchurch




South Auckland
Woodturners, Hunua



Otago Woodturners
Whare Flat, Dunedin



Jamboree
Lake Taupo



Central Districts Expo
Palmeston North



Manawatu Round Up
Ashhurst, Manawatu

- **Otago Woodturners Guild**

Friday, April 12, 12md-Sunday, April 14, 12md. Waioira Turn Inn, Whare Flat, Dunedin. Registrations close March 20. [Click here](#) for info. [Email](#).

- **Taupo Woodturners Jamboree**

Friday, April 26, 9am - Sunday, April 28, 3pm. Lake Taupo. Contact Angela 0211 590 915 or [Email](#).

- **Central Districts Woodwork Expo 2024**

Sunday, May 19. Arena Manawatu, Waldergrave Street, Palmerston North. Contact Brian Wilkinson 06 3589720. [Email](#). Info [click here](#).

- **National Wood Expo**

Saturday, May 25, 8.30am-Sunday, May 26, 2.15pm. Burnside Bowling Club, Christchurch. 7 demonstrators. Gala dinner \$45. Members \$30 per day. Catered morning and afternoon teas and lunch. Trade sales. More info [click here](#).

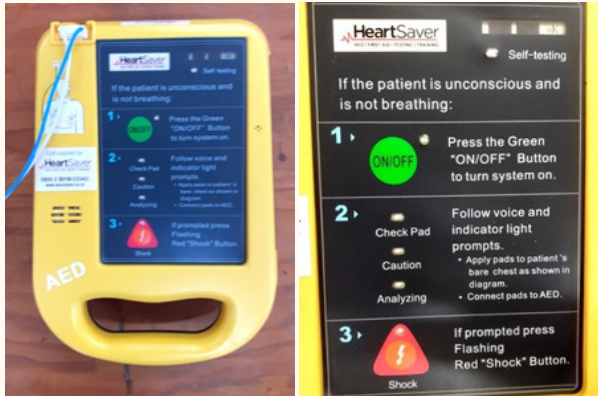
Manawatu Round Up 2024

Friday, July 12 - Sunday, July 14. Ashhurst Village Centre Manawatu. Come along for one of the best Woodworking Weekends. Contact Keith Betteridge 021 02720420 or [Email](#). More info [click here](#)

Guild monthly meeting



Kent Leung reminded us about first aid and gave us an overview about the use of the AED (Automated External Defibrillator).



The AED is in a zipped bag hanging on the workshop kitchen wall



The AED is checked regularly by Kent. The electrode pads need to be replaced every 2 years as they expire (the adhesive gel breaks down). We don't have paediatric pads. The AED battery is self testing - see top right. The battery lasts for 5 years.



Immediate first aid DRS

- D** Check for any danger
- R** Check if person responds
- S** Call for help - get someone to dial 111 and get the AED.

Immediate first aid ABCD

- A** **Airway.** Lift chin and tilt the head back.
- B** **Breathing.** Look, listen, feel. If not, start CPR.
- C** **Circulation.** Check pulse - wrist, neck or groin. CPR.
- D** **Defibrillation.**

Continue CPR 30 chest compressions to 2 breaths until ambulance arrives



How to use the AED

1. Cut off any clothing to expose the chest.
2. Make sure the person is not lying in water and chest is dry.
3. Make sure the person is not lying on metal .
4. Shave the person's chest if very hairy. to ensure good skin contact with pads
5. Press the **GREEN** on button.
6. Open the pre-connected electrode pads. Check pads are connected to AED unit.
7. Attach pads firmly to skin as shown on package - one top right of chest and the other lower left of chest.
8. Move pads if pacemaker or implant or medication patch is found.
9. Stand clear when AED analyses heart rhythm or the RED shock button is pressed.
10. Wait while the AED analyses the heart rhythm.
11. Follow the voice prompts from the AED.



Guild monthly meeting


Roy then showed us several tools he has modified to help with his woodturning. He finished by showing a video on Tomislav Tomasic making a skew chisel. Click here for the [link](#)

Recommended links:

[Turning a bowl](#)

[Richard Raffan](#)

[Glenn Lucas](#)



Elliptical bowl
from Derek's challenge
Trevor Martin



Chopping board with insert
Mike Buck



Bowl
Swamp kauri
Roy Tregligas



Woodcrafter Groups

Woodturning Group

Tony is now cruising on the high seas and Greg is busy with business. This month, Mel, with help from Tony, demonstrated how he turns and assembles a Sierra pen. Instructions are online (p8 for links).

1. Cut wood slightly longer (approx 2mm) than the barrel.
2. Use drill press or chuck to drill centre hole slowly. Drill from middle so ends match if a slimline pen & tapes ends to ensure aligned.
3. Glue barrel in. Keep glue in fridge. Mel uses Starbond. Leave overnight.
4. Saw and sand ends flush. Ends have to same as bushings.
5. Turn wood using mandrel. Can use scraper, gouge, skew, your preference.
6. Sand. Mel uses 80 grit.
7. Mel uses thin glue and accelerant to finish. Glue goes everywhere. He uses folded paper towel strips. 10-15 layers. Applied while lathe spinning.
8. Systematic polishing using 1500-8000 grit sandpapers. Water in container. Dry off with soft cloth. Then Triple E.
9. Mel showed us 2 finishes a. glue and Triple E b. Triple E and shellac.
10. Assemble using plastic pads to ensure no marks on wood. Check no glue in tube beforehand. Care with slimline pens: do not push twist mechanism in too far.

Greg Taylor and Tony Phillips
Coordinators



Acrylic slimline pen and acrylic block. Making process the same.



Mel with help from Kent



Rotur pen turning kit



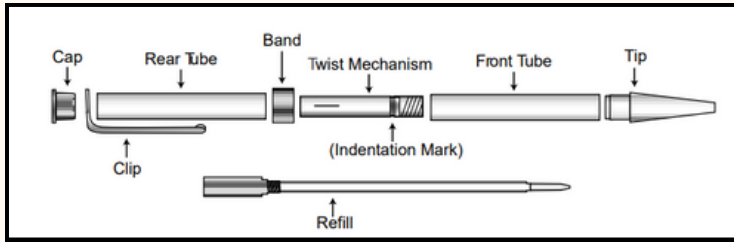
Sierra pen (1 turned piece)



Slimline pen (2 turned pieces)



Pen kit



Assembling a pen

Click for pen turning links:


- [Timber Bits](#)
- [Native Pens](#)
- [Instructions for pens](#)
- [Timberley](#)



Kelly's bangles



Small bowl
Found wood
Kent Leung



Same view showing the beautiful grain
Brian Wansbrough



Bowl
Jacaranda
Graham Nicholson

Wood Prep Group

Roy Tregligas and Mike Buck run the Wood Prep group every Thursday morning and are there to help members with their projects, solve particular problems members may have, and show members how to use workshop equipment.

Mike Buck
enjoying his new
side table



Carvers' Group

Mantelpiece carving featuring Tui which Barwick made 50 years ago



Welcome back to Lance and Garry who have been preoccupied with cruise ship passengers, or South Island trips respectively. Together with Frazer, they are working on different Maori carving patterns / projects and I am looking forward to seeing how these all develop.



Love owls
Geoff Brann


Kent has been working away on an abstract penguin from his own design-sanding+++ to get the surface silky smooth for sealing and coating.

Jean's current project is a relief carving of a fish swimming in a pool, while Geoff has begun working on another walking stick.



Owl
Black walnut (laminated)
Phil Hansen

Phil Hansen Coordinator



Trophy for the President (Karen) of the Thames Valley Embroiderers Guild
Phil Hansen

- 😊 Carved embroidery scissors, thimble, thread, pin cushion & needle.
- 😊 Finished working scissors hinged with a wooden screw.
- 🤔 Karen said that embroiderers would never leave their scissors sitting open when not in use.
- 😊 Scissors glued onto trophy base.





Kotiate (a short striking weapon)
chestnut
Dave Quill, one of our newest carvers



Seal (note the whiskers!)
Ken Brangwynne



Humpback whale
Roger Chambers



Leaves
Black walnut
Mounted on
Phil Hansen

Open Workshop Group

Dates for the open workshop have changed and the workshop is now only on every second and fourth Saturday of the month. There are no more Tuesday evenings. However, if you can't make it to Saturdays why not try the Thursday morning group.

Come along, learn new skills, and Bill will help you with your projects.


Bill Wilson
Coordinator



Scrollsaw , Intarsia & Marquetry Group




Angel
Gavin Bell



Dog
June Tito



Psychedelia
Roy Tregligas



Box
Roy Tregligas

This month there were a few away but we still had nine attending last week and they were all busy with their projects, so there was plenty going on.

Duncan Campbell/Allan Curtis



Thanks

John Humphreys from Bendigo, Victoria, Woodturners visited the wood prep group recently and wrote to thank Duncan and Roy for the hospitality. He also extended an invitation to any Guild members travelling through Bendigo to visit their workshop.



YOU SHOULD BE ASKING YOURSELF, HOW CAN THIS NOT WORK? PEOPLE LOVE FREE STUFF



"Please hold while we bring you the complete works of Johann Sebastian Bach."

April Calendar

Carvers	9.30am	8th/15th/22nd/29th
Turners	9.30am	2nd/9th/16th/23rd/30th
Wood Prep	9.30am	4th/11th/18th/25th
Scrollsawers	9.30am	3rd/17th
Open Workshop	9.30am	Saturday, 13th/27th
Guild AGM	1.30pm	Saturday, 20th



GUILD DIRECTORY

President	Phil Hansen
Vice President	Greg Taylor
Secretary	Louisa Allwood
Treasurer	Margaret Dekker
Committee	Colin King Tony Phillips
Newsletter Editor	Jenny Bowker
Membership Secretary	Louisa Allwood
Librarian	TBD
Workshop Maintenance	Tony Phillips
Wood Officer	Mike McCarthy
BBQ Officer	Colin Milne
Caretaker Supplies	Louisa Allwood

Duty Roster

April	Turners
May	AGM
June	Scrollsaw
July	Wood Prep

CONTACT US



ADDRESS

3 Cherokee Place
Mount Maunganui

P O Box 9270
Greerton
Tauranga 3142



EMAIL

tgawoodcrafters@gmail.com



WEBSITE

<http://taurangawoodcrafters.org>



FACEBOOK

<https://facebook.com/taurangawoodcrafters/>

Thank you for your support!

We are grateful to the following businesses who support the Tauranga Woodcrafters Guild.



Supplier of...

pfeil *Robert Sorby* **nova** **SawStop** **LAGUNA**
AND SO MANY MORE!

Contact us:
110 Harris Road,
East Tamaki, Auckland
Phone: 0800 444 329
www.carbatec.co.nz
Follow us on Facebook!
@CarbatecNZ



www.timberlywoodturning.co.nz

YOUR ONE STOP ONLINE SHOP

Phone 09 297 7051 Mobile 021 998 493 Email timberly@xtra.co.nz

320 Hunua Road Papakura, Auckland, New Zealand



WoodCut Turning Tools • Nova Lathes New and Used
• Pen and Craft Kits • Finishes • Pyrography •
Timberly innovated accessories • Full turning packages quoted

Treeworkx.sandpaper

Ron & Heather Wallace-Wells

Phone: 07 888 4396

Mobile: 027 510 4276

Email: treeworkx@xtra.co.nz

Address: 3 Puriri Place, Matamata 3400, New Zealand



Providing the means for the Guild to create and clean up sawdust and woodchips since 2006.

Machinery and Powertool Centre

37 Hewletts Road,

Mt Maunganui

Phone: +64-7-574 9980

woodnwork@xtra.co.nz

<http://www.woodtools.co.nz>

Treeworkx.wood

Graham Oliver

Phone: 07 888 3800

Email: goliver@no8wireless.co.nz

Address: 46 Paratu Road, RD Walton 3475, New Zealand

J-Max

Sharpening Service

Ltd

- sawblades
- bandsaw blades
- router bits

99 Maleme Street

Greerton

Tauranga

07 541 1655

027 555 0465

j-maxtooling@xtra.co.nz