



Jacob Von Holzen's latest beautifully crafted house

## THE PRESIDENT'S PAPERS

**Members Welfare:** To everyone who is unwell, is recovering from illness, or has family who are sick; our thoughts are with you and we wish you a speedy recovery. This month our country has twice suffered the impact and devastation of two major weather events. Our hearts go out to every member or their families who have been impacted. It is going to take people time to work through the issues and go about the business of cleanup and recovery. I hope that your woodcrafting activities with the Guild will provide the distraction, a feeling of positivity, and an opportunity to work on more pleasant things. Engaging in creative pursuits is one way to lift our spirits. Being creative is something which is totally under our own control.

**Notice of Tauranga Guild AGM:** The AGM of the Tauranga Woodcrafters Guild will be held in our Workshop at 3 Cherokee Place at 1:30pm on May 20th, 2023. We are seeking nominations for all positions on the committee - President, Vice President, Secretary, Treasurer, Newsletter Editor and at least two members from the different groups. Nominations forms are on the Notice Board and in the lunch room. Nominations will be accepted by the Secretary (Louisa Allwood) up until May 20th, 2023. I advise that as a minimum, motions to set the subscription fees for 2023/24 and for the 2023/24 budget will be presented to the Guild for voting and approval at the AGM.

**National Association of Woodcrafters (NAW) News:** Tref Roberts (NAW President) plans to visit the Tauranga Guild in the near future and may call into one of the Group meetings to talk with members about upcoming NAW events. My expectation is that it will probably coincide with a turning group meeting.

**a member club of the national association of woodworkers inc.**

The NAW AGM and Demonstration day will be held at the Browns Bay Bowling Club rooms in Auckland on the 27th and 28th of May 2023. It is open to NAW members and non-members but non-members will be asked to pay \$55 entry fee to join NAW. Then the additional fee for everyone to attend the demonstrations is \$20/day. You will need to book your spot to attend. Information is in the March 2023 edition of Creative Wood, which you will find in our lunch room library area.

NAW plans to run the Art of Wood 2023 Competition and this will be open for entries from August 1st. Information is in the March 2023 edition of Creative Wood.

**Taranaki Woodcraft:** The Taranaki club is advertising their 10th Biennial Festival for November 25th and 26th, 2023. They have \$5,000 in prize money for the winners in their nine categories of woodcrafting competitions.

**Omokoroa Library Black Walnut carving project:** We are currently engaged in discussions with the Omokoroa Public Art Trust group to undertake a paid project to produce a relief carving project which will hang in the library. The theme for the carving has been defined as the Maori Legend of the Three Baskets of Knowledge. Pirirakau are providing cultural advice on the work. We are waiting for draft contract documents to review before anything is finalised and formalised.

**Strategic Planning:** The committee has developed a strategic plan discussion document. This has been circulated to group leaders, and they have begun discussing this in their group meetings. We also had a robust and useful discussion during the monthly February meeting. We will do this again at the March and April monthly meetings to decimate the issues and reach solutions that are agreed across all groups. I anticipate, that arising from this work, the committee will develop and present further motions which will impact the future direction of the Guild for members to consider and approve at the AGM.

Go well, all of you

*Phil Hansen, President*


## General Report

### Members' Work

We had a variety of, mainly turned, articles presented this month.



Graham Nicholson's  
bud vase




Hob Thompson's chopping board



Jacob von Holzen's automata



Ron Gubb's turned and carved decorative piece



Roy Tregilgas' live edged bowl in Walnut


### Guest Presenter



Skip Cunningham has skills accumulated over fifteen years in producing artwork using pyrography. He gathers inspiration for his designs from the internet (often Pinterest) and traces the designs on to birch ply using tracing paper. He noted that it must be black carbon paper, which is increasingly hard to get, because the coloured papers are actually ink based and cannot be removed from the ply. He sources his ply from [2buyply](#) in Mt Maunganui and finds them very reasonably priced.

Skip uses a two pen Burnmaster pyrography machine and he uses just two tips which he forms himself from nichrome wire. The temperature setting should not too high and fumes are only occasionally noticeable. Skip tends not dwell on any one area for too long to avoid boredom.

Any coloured highlights required are done with ordinary coloured pencils.



to



## Turning Blanks for Sale

Mike McCarthy has a collection of turning blanks of varying sizes and species of timber. If you are interested in enlarging your "stash" please call Mike on 575 2991.

# Group Activities

## Woodcarvers

2nd and 4th Monday of the month: 9:30am – 3:00pm.

Unfortunately the wood carving group did not meet for our first meeting in February because we judged it would be unsafe for people to travel during Cyclone Gabrielle.

Therefore, instead of the usual update with carving photos, I am taking the liberty of writing a few words about carving chisels, gouges and knives. This is aimed at beginners in the club. The real experts are members such as Ivan, Barwick, Geoff and Frazer and new carvers can get good sage advice from all of them.

Wood carving chisels and gouges are stamped with a pair of numbers (XX/YY) on the handle where XX tells you the sweep (or curve of the blade) and YY tells you the width of the blade in mm. e.g. 8/20, tells you the sweep is a No.8 and the blade is 20mm wide.

Starting with the No.1, this is a straight flat bladed tool, which we call a chisel (anything with a curved blade is called a gouge). Apart from lettering work the No.1 has limited use because of the straight cutting blade. There is also a No. 1S which also has a straight blade, but the cutting edge is ground to a 45 deg angle. It is called a skew and is especially useful for working into angled areas to chip out waste wood where a square edged tool cannot cut. Starting with the No.3 the arc of the blade becomes more acute until we reach the No.9 which is a perfect semicircle. These have multiple uses for shaping, detailing, hollowing, texturing etc. No.11 is called a flutter because of the deep channel cuts you can achieve. It is handy for carving hair or folds in clothes. No.12 to No.16 are V-tools with different blade angles. (No.12 - 60-deg, No.13 - 90-deg, No.14 - 55-deg, No.15 - 45-deg, No.16 - 35-deg). They are useful for carving lines around details, producing deep grooves, and straightening the inner edges of angled corners.)

All carving tools are available in a variety of tool widths 1-40mm. Generally we work mainly with 4mm to 20mm width chisels and gouges.

A good quality tool is comprised of four elements; the overall quality of construction including the balance and the handle, how thin the blade is, how long the blade keeps a sharp edge, and how strong the blade is. Most manufacturers offer sets of chisels and gouges, and this may seem a cost-effective way to buy your first set. What isn't so obvious is that you will most often end up using only small selection of these tools, while others will never get touched. It is better practice to build up your tool collection slowly, one or two at a time, as you need them. As you grow in experience, you will add to the collection by buying specific tools needed for specific projects. In my opinion some of the better brands are Pfeil, Henry Taylor, Stubai, Kirschen, and Flexcut. Just be aware that good quality tools are also expensive - \$75 per tool if purchased new. So buy slowly and deliberately!

There are no hard and fast rules but, in my opinion, a good basic set for any carver to aim to build up over time would comprise the following; Carving Knife (Flexcut Roughing Knife), No.2 / 16mm Skew chisel, No.3 / 4mm & 10mm gouge, No.5 / 10mm gouge (for wide hollow grooves), No.6 / 20mm gouge (for wider hollow grooves), No.9 / 6mm & 12mm gouges, No.11 / 1.5mm gouge, & a No.14 / 19mm V tool.



John Harrison's finely carved dolphin

*Phil Hansen 027 705 0408, for Frazer Pengelly*

## **Woodturners**

Group 4 Hands on Turning: 1st Tuesday at 9:30am

Group 4 Monthly Turners Meeting: 1st Tuesday at 1:30pm

Group 4 Hands on Turning: 4<sup>th</sup> Wednesday at 9.30am

We had a busy morning, with most of the lathes running. Some just had to do some sanding and finishing, while others started off a project or were re-modelling a previous effort that wasn't pleasing to the eye.

We had a new member who had signed on at the show and he had purchased a Tool Shed midi lathe and a set of 12 Chinese chisels that needed a going over on the sharpening station.

I obliged with a sharpening exercise so that he could attack some wood in the confines of his home workshop.

I took him through an exercise on how to spindle turn a file handle complete with copper tube ferule and he was happy with his efforts on the day.

After lunch we had a group discussion about Phil Hansen's Strategy Review and Planning document with Greg Taylor leading proceedings.

*Lawson Worsnop 027 357 2430*

## Scroll Saw, Marquetry and Intarsia

1st and 3rd Wednesdays at 9.30am

This month's workshops have had steady attendances of about eight members with most working on completing projects started at home.

Mike Buck demonstrated how he produces wheels for his models within the limitation of the smallest diameter of 50mm that he can grip in his lathe chuck. He cuts oversized blanks with a holesaw and cuts the wheel recesses with a forstner bit. The four wheels are assembled onto a custom mandrel with a Jacobs chuck on one end and a centre drilled hole at the other to fit a live centre. On the lathe he can turn all the wheels to size as well as rounding off the corners.

Mike also showed a range of wooden collet chucks used to grip smaller parts.



Gavin Bell continues to challenge himself creating artwork from distressed timber. Gavin found that his relatively thin timber significantly distorted as he cut it. He overcame this by gluing in thin slivers of wood into the saw cuts and clamping the work until it dried. His "fix" is barely noticeable.



June Tito is producing a series of animal themed fretwork projects and this one is particularly effective.

*Allan Curtis for Duncan Campbell 543 2590*

### Allan's Jokes

'Cash, check or charge?' I asked, after folding items the woman wished to purchase. As she fumbled for her wallet, I noticed a remote control for a television set in her purse. 'So, do you always carry your TV remote?' I asked. 'No,' she replied, 'but my husband refused to come shopping with me and I figured this was the most evil thing I could do to him legally.' *(thanks Phil)*

Woodworking is one third planning, one third execution and one third figuring out how to change your plan to cover up the mistakes that you just made during the execution.

## GUILD DIRECTORY

|                        |                   |              |
|------------------------|-------------------|--------------|
| President              | Phil Hansen       | 027 705 0408 |
| Vice President         | Greg Taylor       | 021 992 446  |
| Secretary              | Louisa Allwood    | 022 019 1152 |
| Treasurer              | Margaret Dekker   | 543 0980     |
| Newsletter & Webmaster | Allan Curtis      | 022 517 0415 |
| Committee:             | Frazer Pengelly   | 07 570 6282  |
|                        | Glen Whittaker    | 548 0987     |
|                        | Lawson Worsnop    | 027 357 2430 |
| Membership Secretary   | Louisa Allwood    | 022 019 1152 |
| Librarian              | Chris Barton      | 021 112 2857 |
| Workshop Maintenance   | Lawson Worsnop    | 027 357 2430 |
| Wood Officer           | Mike McCarthy     | 575 2991     |
| BBQ Officer            | Colin Milne       | 543 0358     |
| Caretaker              | TBD               |              |
| Caretaker Supplies     | Stephanie Simpson |              |
| Cleaner                | TBD               |              |

## ADDRESSES

PO Box 9270, Greerton. TAURANGA 3142

Workshop 3 Cherokee Place, Mt Maunganui

Website <http://www.taurangawoodcrafters.org/>

Facebook <https://www.facebook.com/taurangawoodcrafters/>

Email [tgawoodcrafters@gmail.com](mailto:tgawoodcrafters@gmail.com)

## DUTY ROSTER – 6 MONTH LOOK AHEAD

|          |            |
|----------|------------|
| Mar 2023 | Scrollsaws |
| Jun 2023 | Carvers    |
| Jul 2023 | Turners    |
| Aug 2023 | Scrollsaws |
| Sep 2023 | Carvers    |
| Oct 2023 | Turners    |

## GUILD CALENDAR FOR MARCH 2023

| Date     | Time     | Activity          |
|----------|----------|-------------------|
| Wed 1st  | 9:30 AM  | Scroll Sawyers    |
| Tue 7th  | 9:30 AM  | Hands on Turning  |
| Tue 7th  | 1:30 PM  | Turners           |
| Wed 8th  | 6:30 PM  | Open Workshop     |
| Sat 11th | 9:30 AM  | Open Workshop     |
| Mon 13th | 9:30 AM  | Carvers           |
| Wed 15th | 9:30 AM  | Scroll Sawyers    |
| Sat 18th | 11:00 AM | Committee Meeting |
| Sat 18th | 1:30 PM  | Guild Meeting     |
| Wed 22nd | 9:30 AM  | Hands on Turning  |
| Wed 22nd | 6:30 PM  | Open Workshop     |
| Sat 25th | 9:30 AM  | Open Workshop     |
| Mon 27th | 9:30 AM  | Carvers           |



[www.timberlywoodturning.co.nz](http://www.timberlywoodturning.co.nz)

Timberly  
Textura



**TERRY SCOTT**  
NZ Agent for  
**BURNMASTER®**  
Also



See website for more

Contact: [timberly@xtra.co.nz](mailto:timberly@xtra.co.nz) for an info sheet or ph: (09) 297 7051

*Remember, if I cannot break it, no-one can!*



WE ARE GRATEFUL TO OUR  
ADVERTISERS FOR THEIR  
SUPPORT AND THE SERVICES  
THEY PROVIDE AND WE ASK  
OUR MEMBERS TO SUPPORT  
THEM

**J-Max**

**Sharpening Service  
Ltd**

Your supplier of  
sawblades  
Bandsaw Blades  
Router Bits

99 Maleme Street Tauranga  
Phone 07 541 1655  
Fax 07 541 1652

**Treeworkx.sandpaper**

Ron & Heather Wallace-Wells

Email: [treeworkx@xtra.co.nz](mailto:treeworkx@xtra.co.nz) Phone: 0-7-888 4396  
Address: 3 Puriri Place, Matamata 3400, New Zealand

**Treeworkx.wood**

Graham Oliver

email: [goliver@no8wireless.co.nz](mailto:goliver@no8wireless.co.nz) Phone: 0-7-888 3800  
Address: 469 Paratu Road, RD, Walton 3475, New Zealand

**carbatec**  
THE HOME OF WOODWORKING

Supplier of...

**pfeil** *Robert* *Sorby* **nova** **SawStop** **LAGUNA**  
AND SO MANY MORE!

Contact us:  
110 Harris Road,  
East Tamaki, Auckland  
Phone: 0800 444 329  
[www.carbatec.co.nz](http://www.carbatec.co.nz)  
Follow us on Facebook!  
@CarbatecNZ



**Machinery and  
POWERTOOL  
CENTRE**

**MOUNT MAUNGANUI**

**1/130 Newton Street, Mt.  
Maunganiui 3116**

Phone (07)574 9980 Fax (07) 574  
99850

Proudly providing the means for the

Guild to create and clean up  
sawdust and wood chips, since



2006.

Ross FM300 Dust  
Extractor \$499.00